

EMBROIDERY STUDIO

DE

Digital Edition

The world's favourite design and digitising embroidery solution is better than ever!

The Designing level is available for immediate digital download, power-packed with **over 50 added features**, PLUS the latest CorelDRAW® Graphics Suite.



Download your 14-Day FREE Trial

wilcom.com/free-trial

wilcom.com

Powerful Digitising Tools



Additional Control & Editing Tools

- ✓ Auto-move start and end points while digitising
- ✓ Intelligently and automatically sequence embroidery
- ✓ Reduce costly trims and jumps
- ✓ Push travel runs to the design edge
- ✓ Automatically remove overlaps
- ✓ Automatic stitch file recognition for easy editing
- ✓ Full control of quality stitch setting, density, underlay, and pull compensation
- ✓ Powerful transformation & shapingTools
- ✓ In-built galleries
- ✓ 200 Motifs, 60 Program Splits, plus more



Thread Charts and Colourways

Pre-installed popular industry thread charts.

Create and save multiple colourways.


Automatically match design colours to threads.



Quality Assurance Tools

Travel Toolbar

Optimise embroidery paths by stepping through the design.




Bluebird designed with Spiral Fills

Travel through your embroidery design by **Object**, **Segment**, **Colour**, **Function**, **Trim** or **Stitch-By-Stitch**.

Accordion Spacing

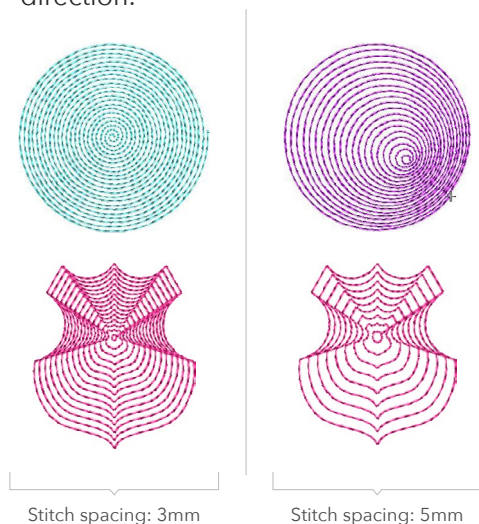
Spacing between dense and open stitch, producing a graduated shading effect that's time-consuming to achieve manually.



Selection of NEW Stitch Types and Features


Spiral Fills

Create true spirals in seconds and edit the density. Place the centre of the spiral either inside or outside the shape. Choose in/out or out/in stitch direction.



Contour Stitch

An effect that follows the shape of an object and creates a curved effect adding a sense of movement.



ENHANCED

Photo Flash

Traditionally used to transform black-and-white photographic images into realistic embroidery designs quickly.




Color PhotoStitch

Converts a multi-colour photographic file into a color digitised designs, creating an artistic stitch effect.



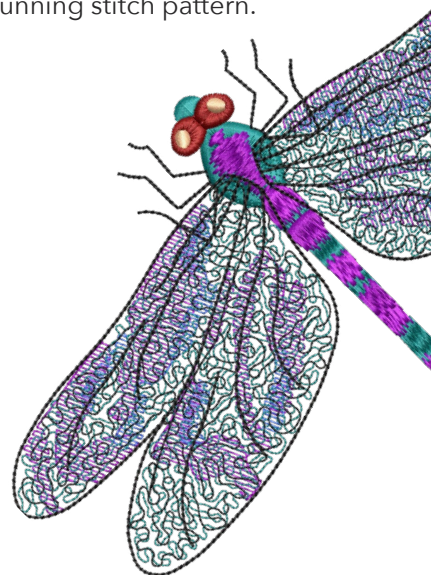
Reef Photo Stitch

Experience the magic of Reef Photo Stitch. Automatically produce a single-colour design. Use CorelDRAW to separate colours and create a multi-colour embroidery.



Stipple Fill

Creates a textured effect and fills a closed shape with a meandering running stitch pattern.



Getting Designs Ready for Production

Production Worksheets with Barcodes

Create a user-friendly worksheet with design information, thread colour, and unique barcode.


Product Preview and Approval Sheets

Preview designs on pre-installed product images. Instantly generate & email approvals.

Design Library

All your designs are automatically indexed. Available in a single view.

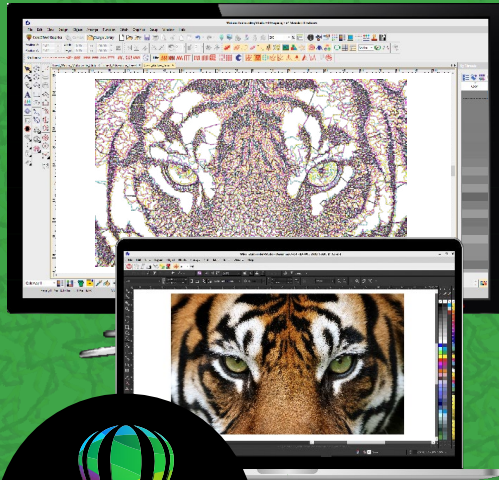
Search and sort embroidery and graphic designs.



The latest CorelDRAW® Graphics Suite Included

A “One-Click” conversion of artwork to Embroidery!

EmbroideryStudio is integrated with CorelDRAW® Graphics Suite - the world's premier graphic design solution for embroidery. Streamline your entire process from concept to production and save time.



Unlock new dimensions in design through the advanced curved fills and colour blending capabilities.

- ◆ Liquid Effect Curving Stitching
- ◆ Florentine Effect Curved Stitching
- ◆ Accordion Spacing
- ◆ Colour Blending

“Sudden Shower over Shin-Ōhashi Bridge and Atake,” created by Utagawa Hiroshige in 1857.

COLOREEL®

File Support

Support for the Coloreel ‘CSE’ file format. Export designs that will stitch with automatic colour changes on a Coloreel device.



Digitiser: Ai Matsumura

COMPARISON TABLE



Ds Designing

Ultimate embroidery & multi-decoration solution



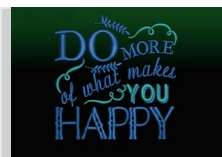
Dc Decorating

Professional embroidery & multi-decoration solution



Ed Editing

Designs, monograms & lettering editing software



Lt Lettering

Automatic lettering, customising & machine connection software

Annual Subscription Plan Monthly Subscription Plan	✓ ✓	- -	- -	- -
Open and Export embroidery files	✓	✓	✓	✓
Create Lettering and monograms	✓	✓	✓	✓
Professionally digitised embroidery fonts	228	228	228	228
Recolour and assign thread charts	✓	✓	✓	✓
Edit and Reshape designs	✓	✓	✓	✓
Adjust stitch settings	✓	✓	✓	✓
Team Name name drop	✓	✓	✓	✓
Outline stitch types	14	6	4	
Fill stitch types	15	5		
Stitch Effects	16	9		
Manual Digitising Tools	16	5		
Auto digitise designs	✓	✓		
CorelDRAW® Graphics Suite	✓	✓		
Offset and borders	✓	✓		
Create applique	✓	✓		
Partial applique	✓			
Branching and automatic sequencing	✓			
Shaping tools	✓			
Styles	✓			
Embroidery clipart browser	✓			
Jagged Edge effect	✓			
Hand Stitch effect	✓			
Add-on Elements available to purchase	12	6	2	2

Lettering in the **Designing** level offers effortless creativity!



Over 228 professionally digitised fonts in a variety of themes and styles

- Legendary Wilcom quality
- Optimised for 4mm small lettering
- Center-out sewing on caps
- Automatic conversion of True Type Font
- Complete set of 159 characters
- 10 Lettering baselines
- Fixed Line, arc, circle, any shape
- Predefined lettering envelop shapes
- Lettering Art Gallery

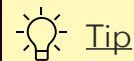


Perfect multiple borders every time!

Use any combination of 10 object types, each with independent properties.

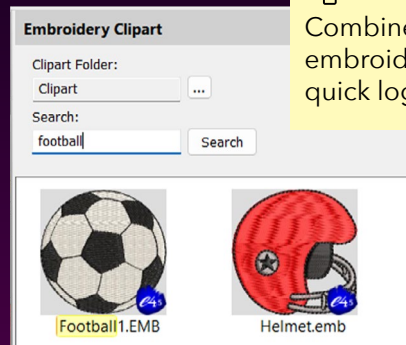
Effortlessly add graduated colour!

Use the Color Blending tool on any object.



Tip

Combine with the pre-installed embroidery Clipart designs for quick logo creations



Error-free name drop with Team Names

- Individual name and logo combination
- Import a list of names from a CSV file
- Instant logo creation for each name
- Automatic re-sequencing for production



Flexible Payment Options: One-time purchase, annual, or monthly subscriptions available.



[Online help](https://help.wilcom.com) help.wilcom.com
[Community forum](https://community.wilcom.com) community.wilcom.com
[Product hints and tips](https://productblog.wilcom.com) productblog.wilcom.com