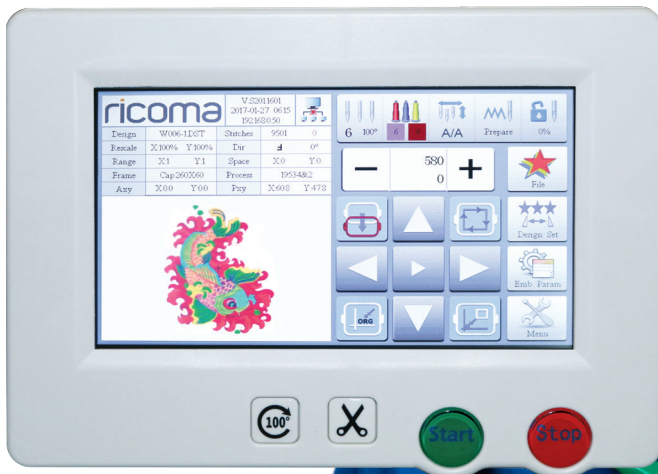


# TC SERIES 7S

## MAIN FEATURES

Single-Head  
Commercial  
Embroidery  
Machines

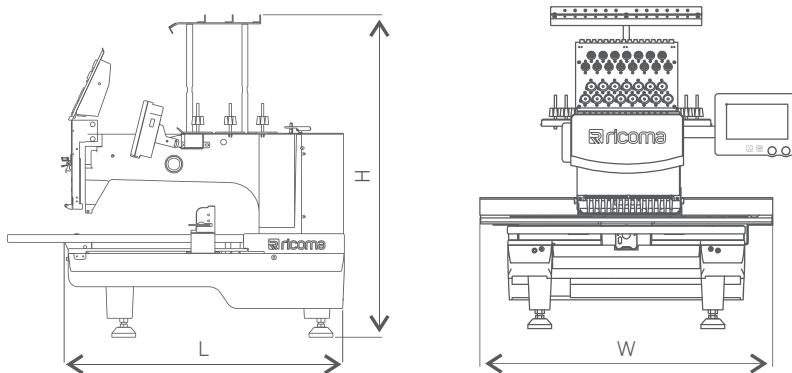
*+ With intuitive 7" high definition true color touch screen system*



# Single-head solutions

## TECHNICAL SPECIFICATIONS

|           |                                     |
|-----------|-------------------------------------|
| Models    | RCM-1501TC-7S / RCM-1201TC-7S       |
| Needles   | 15 / 12                             |
| Heads     | 1                                   |
| Weight    | 90 kilograms [200 lbs]              |
| EMB. area | 560mm x 360mm [ 22" x 14" ]         |
| Size      | L: 700mm W: 750mm H: 813mm          |
|           | L: 27.5" W: 29.5" H: 32"            |
|           | Height with stand: 1,625 mm [63.5"] |



L: 700mm W: 750mm H: 813mm (L: 27.5" W: 29.5" H: 32")



AUTOMATIC COLOR CHANGE



THREAD BREAK DETECTION

## Main features

PREFERRED AMONG STARTUPS

- Suitable for embroidery on flats, caps, finished garments and more!
- Perfect for established or home businesses
- High Definition True Color 7" LCD Touch Screen
- Maximum embroidery area: 560mm x 360mm, or 22" x 14"
- Lightweight – only 90 kilograms (200 lbs) for easy maneuverability
- Heavy duty steel stand with wheels to ensure both stability and mobility
- Thread break detection
- Maximum speed: 1200 SPM
- Memory capacity: 20 million stitches or 200 designs
- External 100° button and trimming button
- Automatic thread trimmer



7" USER-FRIENDLY TOUCH PANEL



270° WIDE ANGLE CAP SYSTEM

*Suited for all embroidery types*

# RCM-1501TC-7S



- Machine reads multiple design formats, such as DST, DSB and more
- 270° wide angle cap system
- Environmentally friendly packaging
- USB input or direct transmission from PC via LAN port or wireless \*wireless device to be purchased separately
- Networkable
- Automatic color change
- One-step tracing button on home screen
- Servo motor 150W – lowest power consumption in the industry!
- Built-in universal power supply, 110V/60Hz and 200V/50Hz self-adaptable worldwide
- DC36V micro-step motor for X & Y axis driving to ensure low noise and less vibration

- Built-in 172° and 196° keys for easy machine maintenance
- Frame offset and frame outlining available for easy appliqué embroidery
- Adjustable control panel positioning for better visibility and comfort
- Recessed USB port to protect USB flash drive
- Compatible with optional laser tracing device
- Emergency stop button
- Multiple hoop sizes for a variety of embroidery needs
- Automatic memory retention
- Multiple languages: English, Chinese, Spanish, Portuguese, Turkish, Dutch, French, German, Russian, Vietnamese, Thai, Arabic and more

*Intelligent  
technology*

*High speed with  
high efficiency*



# Panel features

## TECHNICAL SPECIFICATIONS

- User-friendly interface
- Easy to operate
- Easily add appliqué, sequin, boring or cording
- New ergonomic touch screen allows easy and comfortable operation by right hand thumb
- Preset hoop parameters, which are designed to avoid hitting hoop frames
- Automatic color change
- Built-in 172° and 196° keys for easy machine maintenance
- Frame offset/frame outlining available for easy appliqué embroidery
- Adjustable control panel positioning for better visibility and comfort
- One-step tracing button on home screen
- External 100° button and trimming button
- Automatic thread trimmer
- USB input or direct transmission from PC via LAN port or wireless \*wireless device to be purchased separately
- Networkable
- Thread break detection
- Multiple languages: English, Chinese, Spanish, Portuguese, Turkish, Dutch, French, German, Russian, Vietnamese, Thai, Arabic and more

*User-friendly interface*

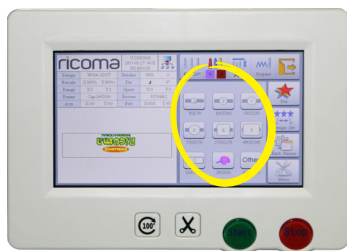
*Better visibility*

*Ergonomic design*


# High Definition True Color 7" LCD

## USER-FRIENDLY INTERFACE FOR EFFICIENT OPERATION

The intuitive High Definition True Color 7" LCD Touch Screen displays a clean interface with easy one-step commands for simple operation and a pleasant user experience.



PRESET HOOPS



ONE-STEP APPLIQUE



EASY COLOR SELECTION



ON-BOARD LETTERING



ONE-STEP TRACING




EASY DESIGN SELECTION

*Multiple languages:  
English, Chinese,  
Spanish, Portuguese,  
Turkish, Dutch, French,  
German, Russian,  
Vietnamese, Thai,  
Arabic and more.*

# Hoops and cap attachments included

## 11 HOOPS OF DIFFERENT SIZES

The TC Series is perfect for embroidery on caps, bags, denim, finished garments and plenty more! Each TC comes equipped with 11 hoops of different sizes, a cap driver, 2 cap rings and a hoop station to fulfill all embroidery needs.

|   |      |  |
|---|------|--|
|    | (x2) | 90mm round (9cm, 3.5")                 |
|    | (x2) | 120mm round (12cm, 4.7")               |
|    | (x2) | 150mm round (15cm, 5.9")               |
|    | (x2) | 200mm round (20cm, 7.9")               |
|   | (x2) | 290 x 290mm square (29cm, 12")         |
|  | (x1) | 560 x 360mm oval (56 x 36cm, 22 x 14") |



*Embroider any cap with ease with our cap system that comes with all machines!*



## CAP ATTACHMENTS INCLUDED

Embroider any cap with ease with the machine's 270-degree wide angle cap system. Each TC Series is suitable for cap embroidery and includes all the necessary cap attachments to get started.

|              |   |
|--------------|---|
| Cap rings    | (x2) Cap rings snap into hoop station to prepare machine for cap embroidery |
| Hoop station | (x1) Hoop station provides stability for fast and easy cap hooping          |
| Cap driver   | (x1) Cap driver snaps into embroidery machine's bracket holder for hoops    |



CAP RING

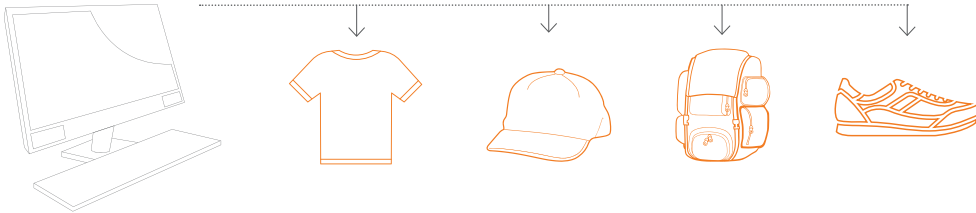
HOOP STATION

CAP DRIVER

# Network Technology

## FLEXIBLE PRODUCTION SYSTEM

Using advanced network technology, users can link together as many Ricoma TC Series as desired to create an extremely flexible production system. Embroider the same design on all of your machines at the same time or embroider different designs on individual machines simultaneously.





# Startup package

## EQUIPPED WITH ALL THE ATTACHMENTS TO GET STARTED RIGHT AWAY

Our TC Series is ideal for commercial embroidery on caps, bags, denim, finished garments and plenty more. Equipped with all the necessary attachments to get started, the TC is ideal for startups or established apparel businesses that want to add or expand their embroidery capabilities.




### HEAVY DUTY STEEL STAND

Each TC includes a heavy duty steel stand to support the machine. The stand's wheels assist with mobility and portability.



### HIGH DEFINITION TRUE COLOR 7" LCD TOUCH SCREEN + PANEL

The modern touch screen interface and ergonomic panel allow for a user-friendly experience.



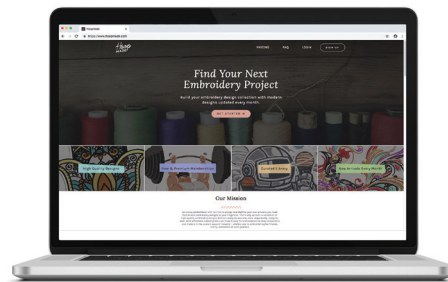
### CHROMA SOFTWARE

Chroma, Ricoma's new proprietary software, is designed to allow both the novice and experienced digitizer to create even the most intricate designs with ease and speed.



### AMANN STARTER KIT

Each starter kit comes with 20 spools of 100% polyester thread, two spools of metallic thread, a 144-piece box of pre-wound bobbins, two needles and four types of backing. \*Items may vary.



### THREE-MONTH SUBSCRIPTION TO HOOPMADE

You will get the highest tier subscription, which includes access to premium designs in multiple sizes, cap designs, 3D puff designs, and patch designs.



### TRAINING AND SUPPORT


Ricoma provides free hands-on training with the purchase of any embroidery machine. Our customer support is available 7 days a week and after hours.

\*The above-mentioned items are included in the startup package only when purchased directly from our U.S. Headquarters – Ricoma International Corporation.

# Optional add-ons


BROADEN YOUR POSSIBILITIES WITH THESE AFFORDABLE AND EASY-TO-USE ADD-ONS!

These attachments make hooping and adding embroidery effects a breeze. Embellish your designs with sequins, boring or cording; or use specialty hoops for all embroidery needs.



## SEQUIN DEVICE

Attach the optional sequin device to your embroidery machine for a pop of sparkle to your embroidery and a quick and easy fill.




## BORING DEVICE

This device punctures holes into embroidered designs and encloses the raw edges with tiny stitches to create a beautiful effect within minutes.



## CORDING DEVICE

Easily create an embroidery effect with the cording device, which lays cord on fabric and attaches the cord with transparent zigzag stitches.




## 8-IN-1 DEVICE

Designed for non-hoopable, difficult items such as shirt pockets, socks, backs of caps, shirt sleeves, collar tips and more.



## ROBOT FRAME

Embroider on difficult-to-embroider and unusually shaped items such as bags, pockets, shoes and purses with the robot frame.




## BELT HOOP

With an 8-inch x 4-inch embroidery area, the belt hoop allows ample room for embroidery on belts and straps.



## MIGHTY HOOP

With a wide variety of hoop sizes to choose from, these magnetic hoops make it quick and easy to hoop.



## HOOPMASTER

The easiest to use embroidery hooping aid on the market, the HoopMaster is custom-made for your hoops, so there is no hardware to adjust.



## LASER DEVICE

With this easy-to-install tracing tool, there's no more hitting hoops — just simply watch the laser pointer trace the design in seconds.

# Optional extended embroidery area

## EXTENDED TABLE EW-4814 AND EXTENDED TABLE W-2214

The extended table is the perfect aide for embroidery on oversized items such as drapery, blankets, banners, mattress borders, wedding dresses, quilt covers and much more.

| Models  | Embroidery area   |
|---------|---|
| EW-4814 | Extra large sash frame embroidery area: 120 x 35 cm (48" x 14") |
| W-2214  | Large sash frame embroidery area: 50 x 35 cm (22" x 14")        |

*\*Both models include table and sash frame*

### EXTENDED TABLE EW-4814





THINK BEYOND

[www.ricoma.com](http://www.ricoma.com)



[facebook.com/ricoma.us](https://facebook.com/ricoma.us)



[youtube.com/ricomamiami](https://youtube.com/ricomamiami)



[pinterest.com/ricomahq](https://pinterest.com/ricomahq)



[instagram.com/ricomahq](https://instagram.com/ricomahq)



[twitter.com/ricomahq](https://twitter.com/ricomahq)

**Ricoma Headquarters in USA**

**Ricoma International Corporation**

3450 NW 114th Ave., Miami, FL 33178, USA

TEL: (305) 418-4421 | FAX: (305) 418-5036

Toll Free: 1-888-292-6282

Website: [www.ricoma.us](http://www.ricoma.us) | Email: [info@ricoma.us](mailto:info@ricoma.us)

**Ricoma Generalvertrieb in Deutschland, der Schweiz,  
Österreich, Luxemburg und Liechtenstein**

**CCS GmbH**

Oberer Markt 9, D-92507 Nabburg

TEL: +49 9433 79999-99 | FAX: +49 9433 79999-88

Website: [www.ricoma.de](http://www.ricoma.de) | Email: [info@ricoma.de](mailto:info@ricoma.de)